

# 'Toys'




## Cherry Newsletter Term 2

### 2024/2025

Dear Cherry Class Families,

Welcome back, we hope you had a lovely half term. This term our topic is all about Toys. The children will be learning about the history of toys and finding out about the changes that have occurred over time and why. We will explore toys in literature and immerse ourselves in imaginative games. We will also be designing and making our very own toys.

Some of the key texts we will be using for our learning are:



#### **Reminders**

- Please can you make sure your child brings in a **named water bottle and their book bag** every day. Also, as the weather gets colder, please ensure your child is dressed appropriately with coat etc.
- Our PE day will continue to be **Fridays**. Please ensure your child wears their PE kit on these days.




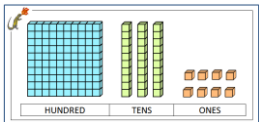

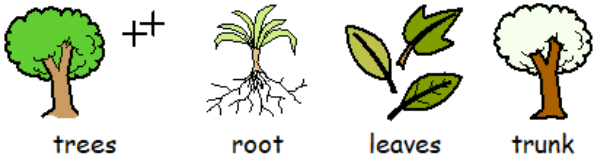










#### **Home Learning**

If you would like a learning activity to complete at home during this term with your child, you can choose from one of these activities:

- Ask a family member about the favourite toy they had when they were young, why was it their favourite?
- Play a board game with members of your family, how has how we play games changed?
- Have a go at making your own board game.
- Design a new toy, what would it be like?

# 'Toys' Learning Map Term 2 2024

What are we learning this term?

<p>Liteacy</p>	<p>Instruction writing</p> 	<p>Narrative</p> 	<p>Letters</p> 
<p>Maths</p>	<p>Number and place value</p> 		<p>Shape</p> 
<p>Science</p>			
<p>History</p>	<p>Toys from the 20<sup>th</sup> century</p> 	<p>Victorian toys</p> 	<p>Comparing toys</p> 
<p>Music</p>	<p>Listening      Appraisal      Improvising</p> 		
<p>ICT</p>	<p>E-Safety</p> 	<p>Technology outside school</p> 	
<p>PSHE</p>		<p>Celebrating difference</p>	
<p>DT</p>	<p>Making toys</p> 		

RE



### Home learning:

<p><b>Reading</b></p>	<p>Please read with your child <b>at least three times a week</b>, even if it is just for 5 minutes. When reading with your child, please acknowledge the fact that the book has been read by <b>recording this on Boom Reader</b>.</p> <p>During reading sessions, please discuss the story with your child and ask them questions about what they are reading. These questions will help to develop their understanding of what they are reading as comprehension and discussion are key reading skills in Year 1 and 2. Squirrels are encouraged regularly to change their books regularly, please can you help remind your child when their books need changing.</p>			
<p><b>Phonics</b> Year 1</p>	<p>Attached to the newsletter you will find our Weekly Phonics overview- please read through these words with your child at home to supplement the Phonics teaching we will be completing in class.</p>			
<p><b>Maths</b> Year 2</p>	<p>Maths homework will be set from a CPG book. It will be set on a Friday and need to be returned on the following Friday. The children can bring it back in whenever they have finished it during that week and put it in the 'finished homework' box.</p>			
<p>Spelling</p>	<p>We will not be setting weekly Spellings.</p> <p><b>Year 1:</b> please practice spelling their Phonics words from the weekly Phonics sheets.</p> <p><b>Year 2:</b> please practice the attached spellings from Little Wandle, we will also be practising these in class. See below the speller's toolkit we will be developing with Year 2 pupils this year.</p> <table border="1" data-bbox="272 1424 1465 1503"> <tr> <td data-bbox="272 1424 560 1503"> <p><b>Autumn 1</b> 5 weeks: Phase 5 review</p> </td> <td data-bbox="564 1424 852 1503"> <p><b>Autumn 2</b> 5 weeks: Bridge to spelling</p> </td> <td data-bbox="857 1424 1465 1503"> <p><b>Spring and Summer</b> 20 weeks: Spelling units</p> </td> </tr> </table>	<p><b>Autumn 1</b> 5 weeks: Phase 5 review</p>	<p><b>Autumn 2</b> 5 weeks: Bridge to spelling</p>	<p><b>Spring and Summer</b> 20 weeks: Spelling units</p>
<p><b>Autumn 1</b> 5 weeks: Phase 5 review</p>	<p><b>Autumn 2</b> 5 weeks: Bridge to spelling</p>	<p><b>Spring and Summer</b> 20 weeks: Spelling units</p>		

### Helping to enrich our topics

It is always great to have items that support our topic, so if anyone has any items that may help us with any of the work above that we could borrow, we would love to see them. We will have a topic-based 'show and tell' weekly on a Friday, see below the slot for your child.


For this term only we will be happy to see the children's favourite toys!

Week 1 Friday 15<sup>th</sup> November - Year 1 boys

Week 2 Friday 22<sup>nd</sup> November - Year 2 girls

Week 3 Friday 29<sup>th</sup> November - Year 1 girls

Week 4 Friday 6<sup>th</sup> December - Year 2 boys

A decorative border consisting of a repeating pattern of small, stylized, interlocking shapes that form a continuous line around the perimeter of the page.

Thank you for your support.

Mrs Pike and Mrs Fry