

# ‘What is the Weather Like Where you Live?’

## Cherry Class Newsletter Term 3 2025

Dear St Mary’s Families,

Welcome back, we hope you had a wonderful Christmas break. This term we will be starting our new topic of ‘What is the weather like where you live?’ We will begin the term looking at countries and cities in the UK and then begin to spread our wings further afield, looking at other parts of the world.

Some of the key texts we will be using for our learning are:






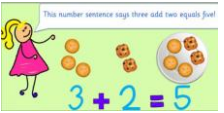















### Questions to ask at home:

Have you been to any cities? What are they like?  
How are cities different to the towns and villages that we live in?  
What is the difference between a country and a continent?  
What is the weather like today?  
What are your dreams for the future?

The learning map attached to this newsletter outlines the areas we will be learning about and some of the work we will be doing in teacher-focussed activities and group work. We are also placing an emphasis on continuing to learn times tables through maths sessions and at home.

# What is the weather like where you live? Learning Map Term 3 2025

What are we learning this term?

Literacy	 Diaries	 Non Chronological report	 Recount Writing
Maths	Addition 	Subtraction 	Multiplication and division 
Science	Seasons and how they change. 		
Geography	Weather 	Continents & Countries 	Cities and Human Geography 
Music	Listening 	Appraisal	Improvising composing 
ICT	E-Safety 	Grouping and Sorting 	Purple Mash 
PSHE	Dreams and Goals 		
ART	Painting Landscapes 		
RE	Who do Christians say made the world? 		

## Home Learning

<b>Reading</b>	Please read with your child <b>at least three times a week</b> , even if it is just for 5 minutes. When reading with your child, please log into Boom Reader to log this. Your child will always have a coloured reading book sent home appropriate to their age and ability. Your child is then able to change this book in our school library. During reading sessions, please discuss the story with your child and ask them questions about what they are reading. These questions will help to develop their understanding of what they are reading as comprehension and discussion are key reading skills in Year 1 and 2.
<b>Maths</b>	Year 2 children will be set tasks from the CGP books. We use these books to support the learning the children have done that week in school.

## Useful Websites to support learning

[www.phonicsplay.co.uk](http://www.phonicsplay.co.uk) – phonics and spelling games

<https://www.google.co.uk/maps> - find different cities around the world

## Reminders

- Please can you make sure your child brings in a **water bottle** and their **book bag** each day.
- Please can you make sure your child's jumper has got their name inside.
- Can the children please always have a **coat** in school as the weather (as we will learn this term), can be unpredictable.
- Our PE day with is **Friday** but PE kits should be in every day as we will have other active sessions throughout the week.

## Helping to enrich our topics

It is always great to have items that support our topic, so if anyone has any items that may help us with any of the work above that we could borrow, we would love to see them. We will have a topic-based 'show and tell' weekly on a Friday, see below the slot for your child.

**Week 1 Friday 10<sup>th</sup> January - Year 1 boys**

**Week 2 Friday 17<sup>th</sup> January – Year 2 girls**

**Week 3 Friday 24<sup>th</sup> January - Year 1 girls**

**Week 4 Friday 31<sup>st</sup> January – Year 2 boys**

We hope you all have lovely term supporting the children in their learning and can see how much they have learnt already. Please do not hesitate to come and speak to any member of the team if you have any questions,

Thank you for your continued support.

Mrs Pike and Mrs Fry