



## Newsletter Term 5






### Reception

## Glorious Growing



Dear Parents,

Welcome back, we hope you had a great Easter holiday. Our topic for Term 5 is 'Glorious Growing.' Our key texts this term are:



### Areas of Learning

#### Literacy

We will be continuing to focus on using high frequency words in our writing as well as spelling words with more than one syllable. We will be writing our own stories based on the texts we are reading, as well as looking closely at the characters, settings and events of the stories we are sharing. We will be exploring other genres of writing such as postcards and fact files.

#### Maths

In Maths, we will be solving problems that apply all of the skills we have learnt so far. As well as this, we will be continuing to develop our knowledge of number, addition, subtraction, number bonds, practising doubling and halving as well as noticing patterns in our number system. We will use our topic to explore measurement of length, height and capacity and to introduce pictograms and other simple mathematical graphs and charts.

#### Understanding the World

The children will be making lots of observations and predictions about things that grow. We will be growing beans and sunflowers and finding out about what plants need to grow and thrive. Towards the end of the term, we are hoping to host some caterpillars so that we can closely observe their lifecycle. This will build on what the children learned when the chicks were here!

## Home Learning

<b>Reading</b>	We will be reviewing and embedding phases 2 and 3 and beginning work on phase 4 phonics. Phase 4 phonics aims to ensure that all children can give the sound when shown any of the phase 2 and 3 graphemes. We will be learning to blend and read words containing two adjacent consonants and we will be learning to segment and spell these words. We will also be embedding our quick recognition of a range of tricky words.
<b>Writing</b>	The children will be continuing to practising their letter formation. Please help your child to form letters correctly, as they write. Please encourage your child to write in every possible context – shopping lists, cards to grandparents etc. It is important that they are encouraged to write in a phonetically plausible way as this will enable them to be independent when writing.
<b>Maths</b>	The most important thing for children in their reception year is that they can read, write, order and recognise numbers to 10. Please encourage the children to count their toys when playing and try to write and use numbers when appropriate at home. We will also be looking out for the numbers and symbols that help us know what a number is without counting – this is called subitising! We will continue to learn our teen numbers and to embed our understanding of number patterns and bonds. We will also revisit both 2D and 3D shapes.

### Key questions to ask your child at home:

**What does a plant need to grow?**

**What do you grow at home?**

**What is your favourite thing to do outside?**

**What job would you like to do outside?**

### Key vocabulary

Plants, growing, Spring, soil, water, leaves, roots, grow, forest, woods, animals, life cycles, weather, sun, rain, earth, mud.

### Quick Reminders

- Please can you make sure your child brings in a named water bottle and their book bags each day. This should be filled with water only.
- The children are provided with a free fruit snack at school. If you wish to send a snack in with your child, it must be a piece of fruit or a simple savoury cracker.
- Can the children please always have a coat in school especially for wet and rainy days- we still play outside!
- As the weather gets warmer, please ensure that your child has a hat if the sun is shining brightly. We cannot apply sun lotion so please do ensure that this is done before they arrive at school.
- Please continue to review the weekly plans that we put in your child's homework book. It is incredibly helpful if you are aware of the phonics planning for each week. It is also lovely for you to be able to ask questions of your child about what they have been learning each week. Please do add your signature to the bottom of the homework letter each week.



















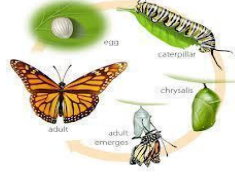


We hope you all enjoy sharing this learning journey with your children. Please do not hesitate to come and speak to us if necessary.



Thank you for your support,

Mrs Boldero, Mrs Perry, Mrs Banks and Miss Bews



**'Glorious Growing'**  
**Learning Map**  
**What are we learning this term?**

<p>Literacy</p> 	<p>Writing stories</p> <p>AUTHOR AT WORK</p> <p>I am developing my understanding and application of phonics</p> <p>I am beginning to write sentences with my phonics</p> <p>I am learning to write simple stories</p> <p>I am learning how to use full stops and capital letters</p>		<p>Stories as inspiration</p>  <p>I am learning to write a story with my own ideas</p> <p>I am learning to write an alternative ending to a story</p>	<p>Fact Writing</p> <p>I am writing about things I have observed</p> <p>I am writing labels and captions about my environment</p> 
<p>Maths</p> 	<p>Number</p> <p>am learning to build numbers to 20</p> <p>am learning to build and continue patterns to 20</p> <p>I am learning to count to 20 and beyond</p> 	<p>Addition and Subtraction</p> <p>I am learning about simple addition</p> <p>I am learning about simple subtraction</p> 	<p>Shape</p> <p>I am learning to select shapes for a purpose</p> <p>I am learning to manipulate shapes</p> <p>I am learning to compose and decompose shapes</p> <p>I am learning to copy and draw shapes.</p> 	
<p>Physical Development</p> 	<p>Fine motor skills</p> <p>I am forming letters and numbers with increasing skill</p> <p>I am using a range of tools safely and with control</p>  		<p>Exploring outside</p> <p>I am thinking about how to adapt to the weather</p> <p>I am learning to change my shoes independently</p> <p>I am learning to skip</p> 	
<p>Personal and Social Development</p> 	<p>Group Games and rules</p> <p>I am developing my turn taking skills</p> <p>I am talking about our class rules</p> 		<p>Looking after myself</p> <p>I am thinking about the correct clothing for the weather</p> <p>I am learning about how to keep my mouth healthy</p> <p>I am learning how to look after my body</p> 	
<p>Expressive Art &amp; Design</p> 	<p>Creative practice</p> <p>I am learning to mix paint to develop my painting skills</p> <p>I am learning about how to create a collage.</p> <p>I am learning that artists can inspire my work; Andy Goldsworthy, Eric Carle, Van Gogh, Sophie Munn</p> <p>I am learning to act out a story with my class</p>  			<p>Making and exploring instruments</p> <p>I am trying to make a shaker and other musical instruments</p> <p>I am exploring how to make different sounds</p> 
<p>Understanding the world</p>  <p>I am learning to compare my experiences to other parts of the world</p>	<p>Seeds and growing</p> <p>I am learning about how plants grow</p> <p>I can follow instructions about how to plant seeds</p> 	<p>Animals and life cycles</p> <p>I am watching a caterpillars lifecycle</p> <p>I am learning to discuss similarities about how things grow</p> <p>I am learning about the changing seasons</p>  		
<p>Communication &amp; Language</p> 	<p>Planting seeds, instructions, life cycles</p> <p>I am developing my vocabulary to talk about my observations of the world, plants, animals, growing and the changing seasons.</p> 		<p>Story talk 'Jack and the Beanstalk', Handa's surprise, The Very Hungry Caterpillar</p> <p>I am learning to retell a story</p> <p>I am learning to change the volume of my voice to tell a story</p> <p>I am practicing my performance skills</p>	

		 
--	--	--