




# 'Glorious Growing' Cherry Class Newsletter Term 6 2025

Dear Parents,

Our new topic for term 6 is 'Glorious Growing'. We will be looking a wide range of things including parts of a flower, the life cycle of a plant, exploring how bees help our plants and growing some flowers ourselves. We have a wonderfully exciting term planned that we hope the children will enjoy in what we hope will be sunny weather!

Some of the key texts we will be using for our learning are:



## Questions to ask at home:

- What is healthy food?
- How have our farms/villages/towns changed over time?
- What foods grow in the ground and what grows on trees?
- What foods can we grow in the UK and what grows in other countries?
- How do plants grow?
- What do bees do?

## Home Learning Tasks















**You could have a go at some of these at home:**

- Cooking some yummy healthy food
- Planting seeds and watching them grow (cress is always good!)
- Drawing the life cycle of a plant
- Designing and making a plant habitat from recyclable material
- Design your own farm to grow foods
- Go on a walk around your village/town and draw or write what you see. What is old/new?

The learning map attached to this newsletter outlines the areas we will be learning about and some of the work we will be doing in teacher-focused activities and group work.

## Class Trip

On Monday 7<sup>th</sup> July, Cherry Class have an exciting visit to The British Wildlife Centre. More information to follow shortly...

<p>Literacy</p> <p>Characterisation</p> <p>Narrative</p> <p>Instructions</p>			
<p>Maths</p>	<p>Position and direction</p> 	<p>Fractions</p> 	<p>Time</p> 
<p>Science</p>	<p>Plants and bees</p>  		
<p>Geography</p>	<p>Countries of the UK</p> 		
<p>ICT</p>	<p>Coding</p> 		
<p>RE</p>	<p>Judaism</p> 		
<p>Art</p>	<p>Line drawing</p> 		
<p>PSHE</p>	<p>Changing me</p> 		
<p>Music</p>			

## Home learning:

<b>Reading</b>	<p>Please read with your child <b>at least three times a week</b>, even if it is just for 5 minutes. When reading with your child, please acknowledge the fact that the book has been read by <b>recording this on Boom Reader</b>.</p> <p>During reading sessions, please discuss the story with your child and ask them questions about what they are reading. These questions will help to develop their understanding of what they are reading as comprehension and discussion are key reading skills in Year 1 and 2. Children are encouraged regularly to change their books regularly, please can you help remind your child when their books need changing.</p>
<b>Phonics</b> Year 1	Attached to the newsletter you will find our Weekly Phonics overview- please read through these words with your child at home to supplement the Phonics teaching we will be completing in class.
<b>Maths</b> Year 2	For Maths homework please continue to work on the set work in your child's CPG book.
Spelling	<p>We will not be setting weekly Spellings.</p> <p><b>Year 1:</b> please practice spelling their Phonics words from the weekly Phonics sheets.</p> <p><b>Year 2:</b> please practice the spellings from Little Wandle, we will also be practising these in class. See below the speller's toolkit we will be developing with Year 2 pupils this year.</p> <div><b>Spring and Summer</b> 20 weeks: Spelling units</div>

## Helping to enrich our topics

It is always great to have items that support our topic, so if anyone has any items that may help us with any of the work above that we could borrow, we would love to see them. We will have a topic-based 'show and tell' weekly on a Friday, see below the slot for your child.

Week 1 Friday 6<sup>th</sup> June - Year 1 boys

Week 2 Friday 13<sup>th</sup> June- Year 2 girls

Week 3 Friday 20<sup>th</sup> June - Year 1 girls

Week 4 Friday 27<sup>th</sup> June- Year 2 boys

Thank you for your continued support.

Mrs Pike and Mrs Fry