

# 'By the Seaside'



## Maple Class



### Term 6

Dear Parents and Carers,

We hope you've had an enjoyable half term and are ready for our final term in Reception, before moving to Year 1!

This term, we are going to enjoy a water-filled, fun learning journey. We will be enjoying finding out about how essential water is, where it comes from, what we need it for and how we can look after our water sources. Our journey will include some pirate fun including a pirate day and an exciting trip that will give us an opportunity to explore some of the life forms in local ponds.

Our key texts this term will be:



## Areas of Learning

### **Literacy**

We will be continuing to focus on using high frequency words in our writing as well as spelling words with more than one syllable. We will be writing our own stories based on the texts we are reading, as well as looking closely at the characters, settings and events of the stories we are sharing. We will be encouraging the children to share opinions and views about the stories we read.

### **Maths**

We will be solving problems that apply all of the skills we have learnt so far. We will be practising doubling and halving and recognising and ordering 2-digit numbers. We will continue to think about multiples and using 2s, 5s and 10s.

In other areas of the EYFS, we will be making links with our water theme, such as learning about the abundance of life in the water and how we can care for and preserve our water and the creatures who live in it.

We will begin to focus on our transition to Year 1 and we will be taking part in lots of activities which make us more familiar with the children in Cherry Class already, as well as exploring our new surroundings and routines, ready for September. The key to a successful transition to Year 1 is helping children to feel that this will be a positive experience and we aim to fully support them in this process. If you have any questions about this, please do not hesitate to ask.

### **Phunky Foods**

We are so lucky to have managed to secure a week's wonderful support with providing the children in Maple Class with a cooking and eating extravaganza! The focus will be on learning how to prepare and enjoy some simple, nutritious snacks with the help of an expert. The learning will be based on some wonderful texts. The timetable is as follows:

Tuesday, 8 July - Handa's Surprise (make a fruit rainbow)

Wednesday, 9 July - Oliver's Vegetables (make a rainbow salad)

Thursday, 10 July - Pineapple Parade (make Super Crunch - Greek yoghurt, granola and tropical fruit)

Friday, 11 July - Avocado Asks (make Guacamole)

Do let us know if you have any questions. Phunky Foods has an excellent website that provides a good overview of their teaching (<https://www.phunkyfoods.co.uk/>)

### **Home Learning**

We would like to thank you all for your effort with last terms home learning tasks including reading with your children. Please do continue to listen to your child read whenever possible. Regular tricky word revision makes a huge difference to fluency and gives the children a real confidence boost. Please also encourage them to write at every opportunity. We love celebrating home writing so please do send any examples in for us to share.



### **A Special Task!**

We would like each of the children to prepare a short presentation on a sea creature of their choice. These will be presented in the final full week of term. We would expect each presentation to be no more than a few minutes and to feature a few key facts. Your child may like to draw a picture of their chosen creature or to create a model of it. We aim to invite the buddies to join us for these presentations.

Please do support your child in preparing for this special task and do let us know if you have any questions.

### **Splashing Home Challenges!**

If you want to further your learning at home, you might like to try one or more of these challenges:

-  Paint a picture or make a collage of an under the sea image. What can you see under the sea?
-  Design your own pirate ship or pirate flag.

- ✚ Write your own pirate or sea character themed stories.
- ✚ Create your own amazing lunch and design a menu for your family. Take photos of your meal to share with your friends.
- ✚ Use Lego or another construction kit to build an amazing ship or boat.
- ✚ With an adult's help, find some objects around your house and test to see whether they float or sink when you put them in water. See if you can predict first what you think will happen and then see if you were right.



### **Pirate Day!**

We will be having a Pirate Day this term where we dress up and take part in a variety of pirate themed activities. This will be held on **Tuesday 1<sup>st</sup> July**.

### **A trip to Hodore Farm**

We are so lucky to be able to visit Hodore Farm this term! The children will be able to pond dip, explore the different farm vehicles and look at all of the crops that are being grown. We are also hoping that there might be some lambs to observe. We will be visiting on **Wednesday 18<sup>th</sup> of June** and parents will be asked to drop the children at the farm at 9 am. The children will enjoy an early picnic at the farm before returning to school for the afternoon.

### **A trip to The Briars**

We will be visiting the beautiful home 'The Briars.' The children will be able to spot lots of different insects, pond dip and enjoy an outdoor picnic. We will ask parents to drop their children off at 'The Briars' and we will then walk back to school. **Dates to follow!**

### **Quick Reminders**

- Please can you make sure your child brings in a water bottle and their book bag each day. It is really helpful if the water bottle is full, with nice fresh water, when it arrives at school.
- Our PE days are Monday and Friday and children should arrive at school in their PE kits.
- Sunhats are essential in the warmer weather when we are outside for longer periods of time. We are not permitted to apply sun cream to any child, so children must have it applied before they come to school or know how to apply their own and this should be in their back packs, in a labelled bag. Please do explain to your child that this cream must not be shared.

We hope you all have a lovely final term supporting the children in their Early Years learning.




















Please do not hesitate to come and speak to us if you have any questions.





Thank you for your support,

Mrs Boldero, Mrs Perry, Miss Bews and Mrs Banks



**By the Seaside  
Learning Map  
What are we learning this term?**

<p align="center"><b>Literacy</b></p> 	<p align="center"><b>AUTHOR AT WORK</b></p> <p>I am learning how to use finger spaces, full stops and capital letters I am learning how to use adjectives to describe a setting. I am beginning to write sentences with my phonics I am using a wider range of tricky words in my writing I am creating wanted posters, treasure maps and much, much more.</p>	   <p>I am learning how to express my opinions in writing. I am writing my own fact files I am writing reviews of books that I know. I am sharing the knowledge that I already have.</p>	
<p align="center"><b>Maths</b></p> 	<p align="center"><b>Number</b></p>  <p>I am learning how to share and group. I am able to recognize numbers beyond 10. I am learning to count in 2s, 5s and 10s. I can say numbers beyond 20 I can talk about whether a number is odd or even.</p>	<p align="center">Shape, space and measure.</p>  <p>I can name shapes and consider their properties to make a beach picture. I am learning to measure length, height and capacity. I can repeat patterns with 2 or more elements. I can explore mapping</p>	
<p align="center"><b>Physical Development</b></p> 	<p align="center"><b>Fine motor skills</b></p>  <p>I am forming letters and numbers with increasing skill I am using a range of tools safely and with control I can use a knife and fork to eat.</p>	<p align="center"><b>Gross motor</b></p>  <p>I am thinking about how to adapt to the weather I am practicing for sports day. I am able to get myself changed without adult support.</p>	
<p align="center"><b>Personal and Social Development</b></p> 	<p align="center"><b>Group Games and rules</b></p>  <p>I am developing my turn taking skills I am talking about our class rules I can enjoy our class trips and listen to the adults I am with</p>	<p align="center"><b>Looking after myself</b></p>  <p>I am thinking about the correct clothing for the weather I can talk about how babies grow to become adults I can talk about different parts of the body. I can talk about what foods are good for me and why. I can explore the Year One classroom and make friends with the people who will be in my class next year.</p>	
<p align="center"><b>Expressive Art &amp; Design</b></p> 	<p align="center"><b>Creative practice</b></p>  <p>I can create artwork inspired by the world around me. I can work with a variety of tools. I can learn about artists that have been inspired by water!</p>		<p align="center"><b>Making and building</b></p>  <p>I am creating my own under the sea themed artwork.</p>
<p align="center"><b>Understanding the world</b></p>  <p>I am learning to compare my experiences to other parts of the world</p>	<p align="center"><b>My world</b></p>  <p>I can talk about the world around me and the changes that happen. I know how to stay safe in different weathers.</p>	<p align="center"><b>Under the sea</b></p>  <p>I can make observations of different life forms in ponds, rivers and seas. I can explore floating and sinking. I can talk about water in different states</p>	

<p><b>Communication &amp; Language</b></p> 	<p>Using my voice</p>  <p>I can talk in full sentences. I can be understood when I am talking. I can express how I feel about moving into Year One.</p>	  <p>Story talk.</p> <p>I can talk about what I enjoyed in the stories we shared.</p> <p>I can talk about what happens in different parts of the story.</p> <p>I can prepare and deliver a presentation on a sea creature of my choice</p>
--	---	--