

# Let's Celebrate!






Dear Parents,

Welcome back, we hope you all had a lovely half term. This term we will be spending time looking at how we celebrate different winter festivals such as birthdays, Diwali, November 5<sup>th</sup> (Bonfire Night) and Christmas. We will be remembering times when we have celebrated events and we will be talking about the past including Remembrance.

The boxes below explain briefly the areas we will be looking at and some of the work we will be doing which will be incorporated through play and teacher directed activities. As part of this topic, we will begin to look at 'Light and Dark', non-fiction books and we will be writing letters, lists and recipes.

Some of the texts we will be looking at are:



<p><u>Understanding of the World</u>  Light and Dark  Different celebrations such as Birthdays, Remembrance, Bonfire Night, Diwali and Christmas around the world  Why is Christmas special for Christians?  Firework science experiment  Finding out about the past  Exploring seasons</p>	<p><u>Personal, Social and Emotional Development</u>  Safety and rules in different situations  Working and creating role play together  Remembrance  Being thankful</p>	<p><u>Expressive Art &amp; Design</u>  Firework art  Making poppies  Making Diwali puppets  Diva lamps  Cooking cakes/biscuits  Christmas craft  Cards &amp; Decorations</p>
<p><u>Communication and Language</u>  Listening and following instructions  Thinking and talking about celebrations  Understanding and sequencing stories and events  Songs and poems  Circle time</p>		<p><u>Physical Development</u>  Bonfire safety  Fine motor skills - Holding pencils correctly, wrapping  Letter and number formations  Cutting skills to make poppy wreath  Diwali dancing  Threading</p>
<p><u>Literacy</u>  Story exploration  Writing firework sound labels  Colour poetry  Writing recipes, cards, instructions, invitations, lists and letters.</p>	<p><u>Mathematics</u>  Counting skills &amp; recognising numbers to 5  Composition of numbers to 5  Subitising  Number bonds to 5 and addition  Understanding 'one more' and 'one less'  2D shapes  Timelines of the day  Describing position</p>	<p><u>Characteristics of Effective Learning</u>  Playing and exploring  Active learning  Creating and thinking critically</p>

## Home Learning

We would like to thank you all for your effort with last term's home learning tasks including reading with your children. The children have already made great progress with learning sounds and every read will help this to become more secure.

<b>Reading</b>	Your child will continue to bring a home a Little Wandle book each week. It is essential that this is returned each day as we will be using these books in reading sessions. Please do share this book with your child as often as you can. Whilst it may seem a bit repetitive to share the same book multiple times, your child will gain so much confidence from reading with greater fluency each time. Your child will also be bringing other books home with them that they have chosen from our class selection. At this stage it is really helpful to encourage the children to use the pictures to tell stories. Thank you for recording reading sessions on Boom Reader. All the information that you share is really helpful.
<b>Little Wandle Letters &amp; Sounds</b>	The phonics planning will continue be in your child's homework book each week. The children can practice these sounds by writing them, finding words that start with them and cutting pictures out of catalogues. The Little Wandle book that your child brings home will only contain sounds that they have already been taught. It would be really useful to support the children in identifying these sounds when reading with them. If you need support in knowing the letter sounds please use the video clip recommended below.
<b>Maths</b>	The maths curriculum this term is focussed around full mastery of numbers to 5, including number bonds and subitising to 5. The children will also be learning about 2D shapes and continuing repeating patterns.

### Key questions to ask your child at home:

- What do we celebrate?
- Why does the world get dark?
- Who do we remember?

### Useful Websites

[www.ictgames.co.uk](http://www.ictgames.co.uk) and [www.topmarks.co.uk](http://www.topmarks.co.uk) for Literacy and Maths games.

[www.phonicsplay.co.uk](http://www.phonicsplay.co.uk) Phase 2 and 3 games, blending sounds and words.

Phonics - If you are supporting your child with their phonics at home please visit <https://www.youtube.com/watch?v=-ksblMiliA8> to ensure you are teaching the pronunciation of the sounds in the same way.

### Quick Reminders

- Please can you make sure your child brings in a water bottle and their book bag each day.
- Please ensure that your child always has a coat in school, as they will work and play outside in most weathers.
- Please ensure that your child has a full change of clothes at school at all times. If they bring muddy or wet clothes home, we would be very grateful if these could be returned as soon as possible. Please ensure that all clothes sent into school are labelled. Many of the labels have fallen off or have faded.

We hope you all have a lovely second term supporting the children in their learning and can see how much they have learnt already.








Please do get in touch with us at any time.

Thank you for your support,

Mrs Boldero, Mrs Perry, Miss Bews and Mrs Whyte

# Let's Celebrate!

How do people celebrate?

<b>Literacy</b> 	<b>Reading &amp; Comprehension</b> We are learning... Phase 2 phonemes To blend and segment independently To read simple phrases and sentences To act out familiar stories To respond to poems To engage in non-fiction books.		<b>Writing</b> We are learning... To write firework sounds. To form letters correctly To send letters, invitations and cards To re-read what we have written to check that it makes sense.
<b>Maths</b> 	<b>Number</b> We are learning... To explore numbers to 5 To subitise numbers to 5 To represent numbers to 5 To explore 1 more and 1 less To explore the composition of numbers to 5		<b>Shape</b> We are learning... To explore circles and triangles To describe position To explore shapes with 4 sides To find shapes in the environment
<b>PSED</b> 	<b>Self</b> We are learning... To talk about what we are thankful for To participate in a Remembrance event. To show resilience in the face of challenge.		<b>Building Relationships</b> We are learning... To tell others how we feel, using the Mood Monsters. Think about perspectives of others
<b>UtW</b> 	<b>Past &amp; Present</b> We are learning... To talk about events from the past To compare the present and the past, using stories	<b>The Natural World</b> We are learning... To understand the effect of changing seasons on the natural world around us.	<b>People, Culture and Communities</b> We are learning... About the significant figure Captain Tom Moore To compare life in this country with other countries.
<b>PD</b> 	<b>Fine Motor</b> We are learning... To use a range of tools, such as threading and scissor work To build using small construction. To use one handed tools To form numbers and letters correctly To use the correct tripod grip		<b>Gross Motor</b> We are learning... To progress towards a more fluent style of moving To develop the skills of personal space To use effectively use cutlery at meal times To develop our overall body strength, co-ordination, balance and agility in gymnastics
<b>C&amp;L</b> 	<b>Listening, Attention and Understanding</b> We are learning... To start a conversation with others, and continue it for many turns. To listen carefully To ask questions to find out more		<b>Speaking</b> We are learning... To talk about how we feel To describe events in detail To retell familiar stories with increasing detail To expand on our initial contributions.
<b>Expressive Art &amp; Design</b> 	<b>Art &amp; Design</b> We are learning... To create Rangoli patterns To explore art from around the world To manipulate materials, such as clay To use a variety of techniques and materials To make celebratory decorations		<b>Being Imaginative and Expressive</b> We are learning... To act out familiar stories To sing a large repertoire of songs To explore and engage in music making and dance To perform in groups (Nativity)