

‘What makes animals unique?’

Year 1 and 2

Term 3

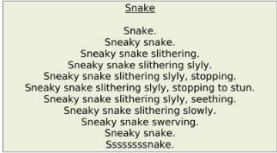












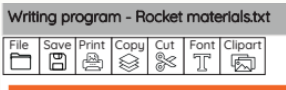








Dear Families,

Our new topic is called ‘What makes animals unique?’ We will be learning about different animals and where they live. We will also be identifying characteristics of animals and ways of grouping them. Throughout the term we will be using these focus books to further develop the children’s understanding of animals and within their writing units:



Useful information and reminders:

- Please can you make sure your child brings in a **water bottle** and their **book bag** each day. We use their books daily so these need to be placed in a box as they come into the classroom.
- The children will need a **named coat, hat and gloves** in school as the weather starts to get colder and wetter.
- Our PE days are **Mondays and Thursdays** so please send your child into school in their PE kits on these days.
- Please could you check that all items of clothing are named as this helps the children to locate their clothing when changing.

Literacy	Poetry	Instructions	Non-fiction writing	
				
Maths	Addition and subtraction		Multiplication and division	
				
Science	Animals	Scientific enquiry	Observing	Recording
How do I group animals?				
Geography	Maps	Why are animals different around the world?		Animals
				
Music			Music inspired by animals and exploring percussion	
				
ICT	Skills Showcase		Rocket to the moon	
			 	
PSHE		Keeping safe		
DT		Designing and baking animal cupcakes		
RE		Who is a Muslim and how do they live?		

Home Learning

Reading	<p>Please read with your child at least three times a week. When reading with your child, please acknowledge each time your child reads by <u>recording this on Boom Reader. (If you do not know your login, please speak to Mrs Pike or Mrs Thurman.)</u></p> <p>During reading sessions, please practise sounding out unfamiliar words by encouraging your child to apply their phonics sounds. You can also help develop your child's understanding of the book by asking them questions about what they are reading. Cherry are encouraged to change their supplementary books regularly, please can you help remind your child when their books need changing. If your child has a Little Wandle book, this will be changed once per week, however the supplementary book can be changed as often as they would like.</p>
Phonics Year 1	Alongside the newsletter you will find our Weekly Phonics overview- please read through these words with your child at home to supplement the Phonics teaching we will be completing in class.
Spelling Year 1/2	<p>We will not be setting weekly Spellings.</p> <p>Please practice the attached spellings that will be covered across the term in class.</p>
Year 2	In addition, optional Grammar, Spelling and Punctuation activities will be set for the term in your Year 2 child's CPG book. You can work through these at a pace that works for your child. For term 3, please ONLY complete Section 3-Spelling .
Maths Year 1/2	We are encouraging the children to learn to count in 2's, 5's and 10's and then begin to learn their 2, 5 and 10 times tables.
Year 2	For optional Maths activities, please work through Section 3- Multiplication and Division of your child's CPG book. You can work through these at a pace that works for your child.

We hope you all have lovely term supporting the children in their learning. Please do not hesitate to come and speak to us if you have any questions.

Thank you for your support.

Mrs Pike and Mrs Thurman