

What makes a Great Explorer?


Year 1 and 2 Newsletter

Term 5 2025-2026

Dear Parents and Carers,

We hope you all had a lovely Easter break and welcomed in the spring weather with family and friends. In term 5, we will become explorers! We will be using different text to help us understand 'What makes a Great Explorer?'. We will look at some famous explorers including Ernest Shackleton and linking this to coastlines and continents through writing our own narratives and information texts. We will be making sculptures in DT using recyclable resources as well learning more about the Muslim religion, and algorithms.


Some of the texts we will be using for our learning are:



Narrative writing



Famous Explorers



Information texts

If you would like a learning activity to complete at home this term with your child, you could choose from one of these example activities:

- Make a sculpture from recycled materials. Maybe an explorer's ship or a famous building?
- Research an explorer... Where did they go? What did they find?
- Create an explorer logo/badge
- Create an informative text for a place you have explored or a new place you have found out about






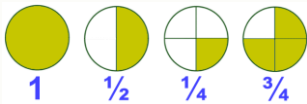















The learning map attached to this newsletter outlines the areas we will be learning about and some of the work we will be doing in teacher-focussed activities and group work.

Helping to enrich our topics

It is always great to have items that support our topic, so if anyone has any items that may help us with any of the work above that we could borrow, we would love to see them.

'What makes a Great Explorer' Learning Map Term 5 2025-2026

What are we learning this term?

Literacy	 <p>Narrative writing</p>	 <p>Information texts</p>	 <p>Recounts</p>
Maths	<p>Money</p> 	<p>Statistics</p> 	<p>Fractions</p> 
Science	<p>Observe</p> 	<p>Habitats</p> 	<p>Questioning</p> 
Geography		<p>What do we find on the coast? Why is it changing?</p>	
Music		<p>Explore different periods of music</p>	
ICT	 <p>programming</p>	<p>Algorithms, programming and debugging</p>	 <p>debugging</p>
PSHE		<p>Being my best</p>	 <p>best</p>
DT		<p>Sculptures and recycled materials</p>	
RE		<p>Who is a Muslim and how do they live? (part 2)</p>	

Home Learning

Reading	Please read with your child at least three times a week . When reading with your child, please acknowledge each time your child reads by recording this on Boom Reader. (If you do not know your login, please speak to Mrs Pike or Mrs Thurman.) During reading sessions, please practise sounding out unfamiliar words by encouraging you child to apply their phonics sounds. You can also help develop your child's understanding of the book by asking them questions about what they are reading. Cherry are encouraged to change their supplementary books regularly, please can you help remind your child when their books need changing. If your child has a Little Wandle book, this will be changed once per week, however the supplementary book can be changed as often as they would like.
Phonics Year 1	Alongside the newsletter you will find our Weekly Phonics overview- please read through these words with your child at home to supplement the Phonics teaching we will be completing in class.
Spelling Year 1 Year 2	We will not be setting weekly Spellings. Please practice the attached spellings that will be covered across the term in class. In addition, optional Grammar, Spelling and Punctuation activities will be set for the term in your Year 2 child's CPG book. You can work through these at a pace that works for your child. For term 3, please ONLY complete Section 5 .
Maths Year 1 Year 2	Please continue to help your child to count in 2's, 5's and 10's and then begin to learn their 2, 5 and 10 times tables. For optional Maths activities, please work through Section 5 of your child's CPG book. You can work through these at a pace that works for your child. Please also encourage your child to practice their times tables. Their Times Tables Rockstars login has been sent home. If you need any support accessing it please let us know.

Useful information and reminders:

- Please can you make sure your child brings in a water bottle and their book bag each day. We use their books daily so these need to be placed in a basket as they come into the classroom.
- The children will need a named coat, and a sunhat as the weather gets warmer.
- Our PE days are Mondays and Thursdays so please send your child into school in their PE kit on these days.

Snacks:

Just a quick reminder that the school does provide a healthy snack each day for the children. However, if you would prefer to send your child in with their own snack, please ensure it is **one healthy snack only** (such as fruit or vegetables).

We hope you all have lovely term supporting the children in their learning. Please do not hesitate to come and speak to us if you have any questions.

Thank you for your support.

Mrs Thurman and Mrs Pike