



Newsletter Term 5







Reception

How Does It Grow?



Dear Parents,

Welcome back. We very much hope you had a great Easter holiday. Our topic for Term 5 is 'How Does It Grow?' and some of our key texts will be:



Areas of Learning

Literacy

We will be continuing to focus on using high frequency words in our writing as well as spelling words with more than one syllable. We will be writing our own stories based on the texts we are reading, as well as looking closely at the characters, settings and events of the stories we are sharing. We will be exploring other genres of writing such as postcards and bean diaries. We will also be writing labels for our chick illustrations.

Maths

In maths, we will be learning to recognise numbers to 20. We will count up to 20 objects, name and order numerals to 20 and develop our understanding of number bonds to 20. We will also build on our knowledge of 2D and 3D shapes. As part of our topic work, we will be developing our understanding of length and weight.

Understanding the World

We are so lucky to be taking receipt of a batch of eggs at the beginning of this term. We will be observing the eggs and waiting for them to hatch! We will then work as a team to make sure that they are looked after very well and we will closely observe their growth and development. The children will have a chance to hold them and to participate in cleaning their enclosure and feeding them.

We will be growing beans and sunflowers and finding out about what plants need to grow and thrive. Towards the end of the term, we are hoping to host some caterpillars so that we can closely observe their lifecycle. This will build on what the children learned when the chicks were here!

Home Learning

Reading	We will be reviewing and embedding phases 2 and 3 and beginning work on phase 4 phonics. Phase 4 phonics aims to ensure that all children can give the sound when shown any of the phase 2 and 3 graphemes. We will be learning to blend and read words containing two adjacent consonants and we will be learning to segment and spell these words. We will also be embedding our quick recognition of a range of tricky words.
Writing	The children will be continuing to practice their letter formation. Please help your child to form letters correctly, as they write. Please encourage your child to write in every possible context – shopping lists, cards to grandparents etc. It is important that they are encouraged to write in a phonetically plausible way as this will enable them to be independent when writing.
Maths	The most important thing for children in their reception year is that they can read, write, order and recognise numbers to 10. As outlined above, we are now beginning to discover numbers to 20. Please encourage the children to count their toys when playing and try to write and use numbers when appropriate at home. We will also be looking out for the numbers and symbols that help us know what a number is without counting – this is called subitising! We will also revisit both 2D and 3D shapes.

Key questions to ask your child at home:

- What does a plant need to grow? What do you grow at home?**
What is your favourite thing to do outside? What job would you like to do outside?
What are the stages of the chick's development? How can you care for a chick properly?

Key vocabulary

Plants, growing, Spring, soil, water, leaves, roots, germination, grow, forest, woods, animals, life cycles, weather, sun, rain, earth, mud, development, change, maturity.

Quick Reminders

- Please can you make sure your child brings in a named water bottle and their book bags each day. This should be filled with water only.
- The children are provided with a free fruit snack at school. If you wish to send a snack in with your child, it must be a piece of fruit or a simple savoury cracker.
- Can the children please always have a coat in school especially for wet and rainy days- we still play outside even if the weather is inclement.
- As the weather gets warmer, please ensure that your child has a hat if the sun is shining brightly. We cannot apply sun lotion so please do ensure that this is done before they arrive at school.
- Please continue to review the weekly plans that we put in your child's homework book. It is incredibly helpful if you are aware of the phonics planning for each week. It is also lovely for you to be able to ask questions of your child about what they have been learning each week. Please do add your signature to the bottom of the homework letter each week.








This term's class trip

We are so excited to have organised the term's trip. We will be visiting Hodore Farm on the morning of Tuesday 19th May. The children will have the opportunity to study the crops that grow there, discover and play in a range of farm vehicles and pond and river dip. Please make a diary note. Further details will follow, closer to the time.

Thank you for your support,

Mrs Boldero, Mrs Perry, Mrs Whyte and Miss Bews

How Does it Grow?

<p>Literacy</p> 	<p>Reading & Comprehension We are learning...</p> <ul style="list-style-type: none"> To read simple phrases and sentences. To identify and read a range of tricky words. To engage with non-fiction texts and ask questions to find out more. 		<p>Writing We are learning...</p> <ul style="list-style-type: none"> To write short sentences about my observations. To re-read what we have written to make sure it makes sense. To write labels.
<p>Maths</p> 	<p>Number We are learning...</p> <ul style="list-style-type: none"> To count and continue patterns beyond 20. To build numbers to 20. To form numbers correctly. 	<p>Addition & Subtraction We are learning...</p> <ul style="list-style-type: none"> To use simple addition to 10. To use simple subtraction to 10. To find remaining amounts. 	<p>Shape & Pattern We are learning...</p> <ul style="list-style-type: none"> To select shapes for a purpose. To manipulate shapes. To copy and draw shapes.
<p>PSED</p> 	<p>Self We are learning...</p> <ul style="list-style-type: none"> To show resilience and perseverance in the face of challenge. To challenge ourselves with new skills. To manage our emotions. To be happy and healthy. 		<p>Building Relationships We are learning...</p> <ul style="list-style-type: none"> To encourage others. To share our opinions with others and listen to their thoughts.
<p>UtW</p> 	<p>Past & Present We are learning...</p> <ul style="list-style-type: none"> To think about how we have grown and changed. About how plants change over time. 	<p>The Natural World We are learning...</p> <ul style="list-style-type: none"> To care for living things. To understand life cycles. To express our thoughts about the natural world. 	<p>People, Culture and Communities We are learning...</p> <ul style="list-style-type: none"> To think about places which are special to others. About how we can care for the world around us.
<p>PD</p> 	<p>Fine Motor We are learning...</p> <ul style="list-style-type: none"> To plant and care for plants. To develop the foundations of a handwriting style which is fast, accurate and efficient. 		<p>Gross Motor We are learning...</p> <ul style="list-style-type: none"> To confidently and safely use a range of tools including shovels, trowels, watering cans. To develop our overall confidence in a variety of skills.
<p>CoI</p> 	<p>Listening, Attention and Understanding We are learning...</p> <ul style="list-style-type: none"> To learn rhymes, poems and songs. To listen to and talk about non-fiction to develop a deep familiarity with new knowledge and vocabulary. 		<p>Speaking We are learning...</p> <ul style="list-style-type: none"> To connect one idea or action to another using a range of connectives. To use talk to help work out problems. To use scientific vocabulary in new contexts.
<p>EAD</p> 	<p>Art & Design We are learning...</p> <ul style="list-style-type: none"> To create collaboratively, sharing ideas, resources and skills. To look at patterns and shapes used in design. To create art from observation, including still life. To create using a range of materials. 		<p>Being Imaginative and Expressive We are learning...</p> <ul style="list-style-type: none"> To perform songs, rhymes, poems and stories with others. To match pitch and follow a melody. To recreate familiar stories in our play, using new, ambitious vocabulary.