‘Toys’
Newsletter Term 2

Dear St Mary’s Families,

This term, our topic will be all about toys. The children will be learning about the history of toys and finding out about the changes that have occurred over time and why. Alongside this, they will be learning about the materials that are used to make toys and also design and make their own moving vehicle.

Some of the key texts we will be using for our learning are:







Learning map:

Literacy			
Maths	Number and place value 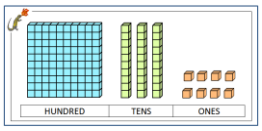	Shape 	
History	**Toys: How was childhood different when our grandparents were our age?** • To know how to talk about the past. • To know about chronology and understand timelines • To know the different sources that tell us about the past • To know the similarities and differences between then and now • To know some different ways to learn about the past		
Science	**Plants: How do seeds and bulbs grow into healthy trees?** • To identify and name a variety of common wild and garden plants, including deciduous and evergreen trees. • To identify and describe the basic structure of a variety of common flowering plants, including trees. • To describe how plants need water, light and a suitable temperature to grow and stay healthy, and describe the impact of changing these.		
Music	**What music is about toys? What is a Nativity?** • To learn to describe music accurately. • To learn to improvise sounds to match an idea.		

Computing	**Digital imagery** • Learning how to operate a camera to take photos and videos. • Developing the skills associated with sequencing in unplugged activities. • Using a basic range of tools within graphic editing software. • Taking and editing photographs. • Developing control of the mouse through dragging, clicking and resizing images to create different effects.
PSHE	**Valuing difference** Can I use words that show respect for others? Can I identify people that are special to me? Do I understand how my behaviour can affect others? Do I know how to help someone who is feeling left out? Can I describe acts of kindness and unkindness? How does my family help me and how can I help them?
DT	**How do you make a moving toy?** • To know some differences and similarities in the design of old toys and current toys. • To know some features of toys I would like to include in my own design. • To know what materials would suit the toy I am designing.
RE	**What do Christians believe God is like?** • To learn how Christians believe God shows forgiveness. • To explore the story of the Lost Son • To learn about different types of prayer

Reminders

- Please can you make sure your child brings in a **named water bottle (filled with fresh water) and their reading folder** every day.
- Our PE days are **Monday** and **Friday.**

Reading **Year 1 and 2** **weekly**	Please read with your child **at least three times a week**. When reading with your child, please acknowledge that the book has been read by **recording this on Boom Reader.** During reading sessions, please discuss the story with your child and ask them questions about what they are reading. These questions will help to develop their understanding of what they are reading as comprehension and discussion are key reading skills in Year 1 and 2. Phonics book changes will happen each Monday, although children can change their supplementary books whenever they are ready. If your child is on a colour banded book, they can change these whenever they have finished reading them.
Phonics **Year 1**	At the start of the term a phonics sheet will come home which shares the phonics sounds and words that will be covered each week across the term. We encourage the children to read this as well as their reading books to review the sounds and words they have covered at school the previous week. We use Little Wandle phonics and they have a great parent section to help support the learning of sounds and games to play: https://www.littlewandle.org.uk/resources/for-parents/
Spelling **Year 2**	We will be sending home a termly overview of the sounds the children will be learning throughout the term. This follows on from our phonics and builds on from the sounds they already know. This moves their reading of the sounds to spelling. As with the phonics sheets last year, these can be

	used with your child at home to consolidate their learning at school. You do not have to complete any written tasks with your child.
<u>Maths</u> Optional year 2	At the beginning of the year, maths CPG books were sent home. Children are encouraged to complete a 10minute workout per week. They are welcome to bring them in for marking each week. Your child has now also received a log in for Times Tables Rockstars. Please encourage your child to practise their times tables at home. Starting with the 2, 5 and 10s are advised.

<u>Sharing from home</u>

This term we continue to build our understanding of our learning outside of the classroom and encourage the children to bring in artefacts which relate to the topic as part of their show and tell.

Thank you for your continued support,

Mrs Pike and Mrs Fry